


TPOWER

TS560S8B **144 half-cell**
half-cut mono perc **540 - 560W**



KEY FEATURES



Half-cut cell technology
New circuit design, lower internal current, lower Rs loss
Ga-doped wafer, attenuation < 2% (1st year) / < 0.55% (linear)



Significantly lower the risk of hot spot
Special circuit design with much lower hot spot temperature



Lower LCOE
2% more power generation, lower LCOE



Excellent Anti-PID performance
2 times of industry standard Anti-PID test by TUV SUD



IP68 junction box
High waterproof level

SYSTEM & PRODUCT CERTIFICATES

- IEC 61215 / IEC 61730 / UL 61730
- ISO 9001: 2015 Quality Management System
- ISO 14001: 2015 Environment Management System
- ISO 45001: 2018 Occupational Health and Safety Management Systems



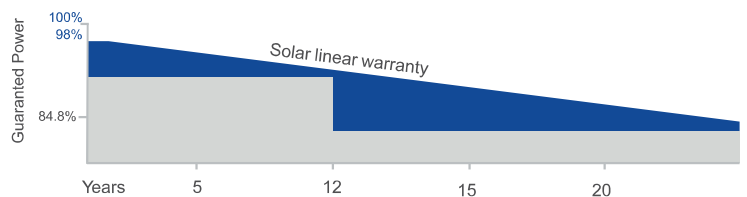
PERFORMANCE WARRANTY

12 years
Quality assurance

25 years
Power output guarantee

■ Linear Performance Warranty

■ Standard Performance Warranty



ELECTRICAL PARAMETERS

Performance at STC (Power Tolerance 0 ~ +3%)

Maximum Power (Pmax/W)	540	545	550	555	560
Operating Voltage (Vmpp/V)	41.9	42.0	42.1	42.2	42.3
Operating Current (Impp/A)	12.89	12.98	13.07	13.16	13.25
Open-Circuit Voltage (Voc/V)	49.7	49.8	49.9	50.0	50.1
Short-Circuit Current (Isc/A)	13.62	13.71	13.80	13.89	13.98
Module Efficiency ηm(%)	21.1	21.3	21.5	21.6	21.7

Performance at NMOT

Maximum Power (Pmax/W)	402	405	409	413	417
Operating Voltage (Vmpp/V)	39.0	39.1	39.2	39.3	39.4
Operating Current (Impp/A)	10.30	10.37	10.44	10.51	10.58
Open-Circuit Voltage (Voc/V)	46.5	46.6	46.7	46.8	46.9
Short-Circuit Current (Isc/A)	10.98	11.05	11.12	11.19	11.26

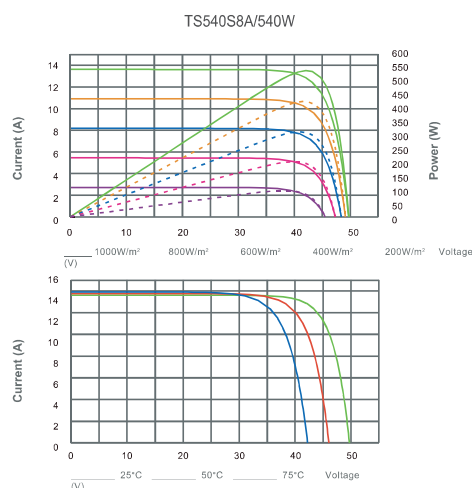
STC: Irradiance 1000W/m², Cell Temperature 25°C, Air Mass AM1.5

NMOT: Irradiance at 800W/m², Ambient Temperature 20°C, Air Mass AM1.5, Wind Speed 1m/s

MECHANICAL SPECIFICATION

Cell Type	Monocrystalline
Cell Dimensions	182*182mm
Cell Arrangement	144 (6*24)
Weight	29kg (63.9lbs.)
Module Dimensions	2278*1134*30mm(89.69*44.65*1.18inches)
Cable Length	Portrait 300mm/Landscape 1200mm/Customized
Cable Cross Section Size	TUV: 4mm ² (0.006inches ²)/UL: 12AWG
Front Glass	3.2mm (0.13inches) AR Coating Tempered Glass
No. of Bypass Diodes	3/6
Packing Configuration (1)	36pcs/carton,720pcs/40hq
Packing Configuration (for USA)	36pcs/carton,720pcs/40hq
Frame	Anodized Aluminium Alloy
Junction Box	IP68

I-V CURVE



OPERATING CONDITIONS

Maximun System Voltage	1000V/1500V/DC(IEC)
Operating Temperature	-40°C ~ +85°C
Maximun Series Fuse	25A
Static Loading	Snow Loading: 5400Pa/ Wind Loading: 2400Pa
Conductivity at Ground	≤0.1Ω
Safety Class	II
Resistance	≥100MΩ
Connector	T01/LJQ-3-CSY/MC4/MC4-EVO2

TEMPERATURE COEFFICIENT

Temperature Coefficient Pmax	-0.36%/°C
Temperature Coefficient Voc	-0.26%/°C
Temperature Coefficient Isc	+0.043%/°C
NMOT	43±2°C

TECHNICAL DRAWINGS

